





All Lighting Design and Design Elements are ©2013 by Jonathan Browning Studios, Inc.

FALAISE SCONCE

DESCRIPTION

The Falaise Sconce is carved by hand from a solid block of lead crystal. Its five sided shaft meets a sphere of hexagonal and pentagonal facets which are illuminated by a E12 bulb. The crystal hangs from a braided wire cord. The backplate and socket cover are turned by hand from solid steel.

FINISHES

Shown in Polished Stainless Steel (standard). Please inquire about our other finishes. Note: All finishes may vary slightly.

SHADE

Lead Crystal.

MODEL

1 3 0 2

DIMENSIONS

5.125 W x 7.5 D x 26 OAH*

NET WT.

9 lbs

BACK PLATE / J-BOX

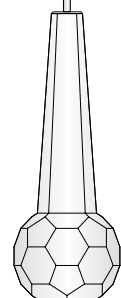
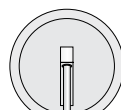
5.125" Diameter / Top to J-Box center: 2.5"

ELECTRICAL

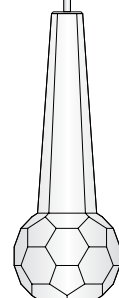
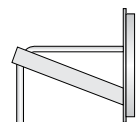
1 x 5w LED Bulb Only - (40w incandescent equivalent)
Warm White, Dimmable

*Custom drop lengths can be specified.

5.125"



4.85"



26"
OAH*

7.5"

