





All Lighting Design and Design Elements are ©2015 by Jonathan Browning Studios, Inc.

ALOUETTE LINEAR SCONCE

DESCRIPTION

The Alouette Linear Sconce is machined from solid brass. The entire fixture is hand polished and patina'd. The shades are ribbed borosilicate glass and are fire polished by hand. Can be mounted horizontally or vertically.

FINISHES

Shown in Lite Antique and Oil Rubbed Bronze (standard). Also available in Polished Nickel, and Satin Nickel. Please note: All finishes may vary slightly.

SHADE

Reeded borosilicate glass. Also available in frosted glass.

MODEL

1 5 0 6

DIMENSIONS

4.25"W x 5.25"D x 21.75"H

NET WT.

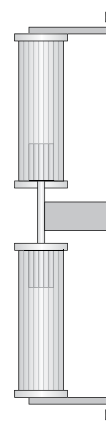
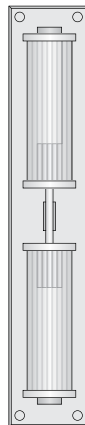
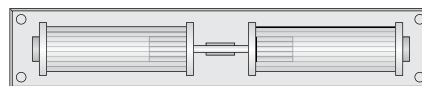
10 lbs

BACK PLATE / J-BOX

4.25 x 21.75 / Top to J-Box center: 10.875"
Some additional blocking may be required.

ELECTRICAL

2 x E26 60w - 120 max - LED available



21.75"

4.25"

5.25"

